


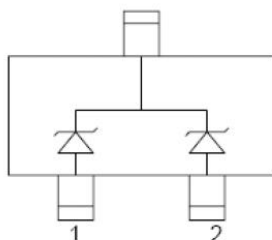
S23C03 THRU S23C36 TVS ARRAY SERIES



Description

The S23CXX series of TVS array have been designed to provide unidirectional or bidirectional protection for sensitive electronics from damage due to voltage transients caused by electrostatic discharge (ESD), electrical fast transients (EFT), secondary lightning and other voltage-induced transient events. The device can be used to protect 2 unidirectional or 1 bidirectional data line or interface line.

Schematic & Pin Configuration



Features

- Protects 3.3, 5, 12, 15, 24, 36V Components
- Unidirectional or Bidirectional
- Low Leakage
- Provides Electrically Isolated Protection
- 300 W @ 8/20 us
- Protects 1 or 2 Lines
- SOT-23 Packaging
- This is a Pb - Free Device
- All SMC parts are traceable to the wafer lot
- Additional testing can be offered upon request

Mechanical Characteristics

- SOT-23 Surface Mount Package
- Approximate Weight: 0.015 grams
- PIN #1 Indicator: DOT on top of package
- Packaging: Tape and Reel Per EIA 481

Application

- RS-232, RS-422 & RS-423
- Cellular Handsets & Accessories
- Universal Serial Bus (USB) Port Protection
- Portable Electronics
- LAN/WAN Equipment
- Wireless Bus Protection

Absolute Maximum Ratings:

Parameter	Symbol	Value	Units
Peak Pulse Power, 8/20 μ s Wave shape	P	300	W
Operating Temperature	T _J	-55 to +125	°C
Storage Temperature	T _{stg}	-55 to +150	°C
Lead Soldering Temperature	T _L	260 (10 Sec.)	°C

Electrical Characteristics@25°C

Part Number	Stand-off Voltage V_{wm} (V) Max	Breakdown Voltage V_{BR} @1mA (V) Min	Clamping Voltage V_c @ 1 A (V) Max	Leakage Current I_R @ V_{wm} (uA) Max	Capacitance (f = 1MHz) $C@ 0V$ (pF) Pin 1-3, 2-3 Max	Capacitance (f = 1MHz) $C@ 0V$ (pF) Pin 1- 2 Max
S23C03	3.3	4	8	200	600	300
S23C05	5.0	6	10.8	20	400	200
S23C12	12.0	13.3	19	0.1	160	80
S23C15	15.0	16.7	25	0.1	130	65
S23C24	24.0	26.7	44	0.1	80	40
S23C36	36.0	40.0	60	0.1	50	28

Ratings and Characteristics Curves

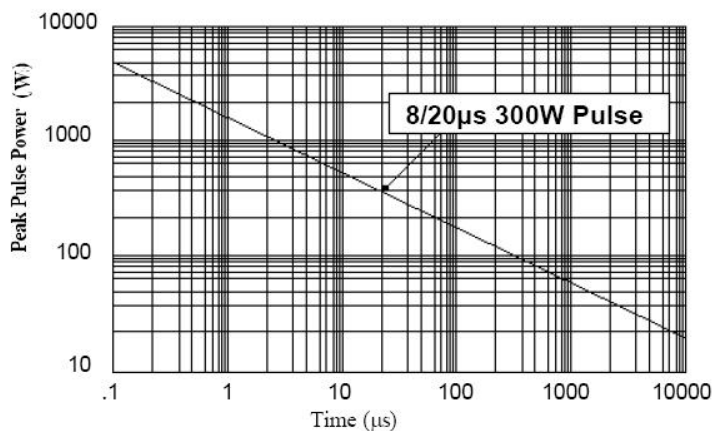


Figure 1. Peak Pulse Power Vs Pulse Time (µs)

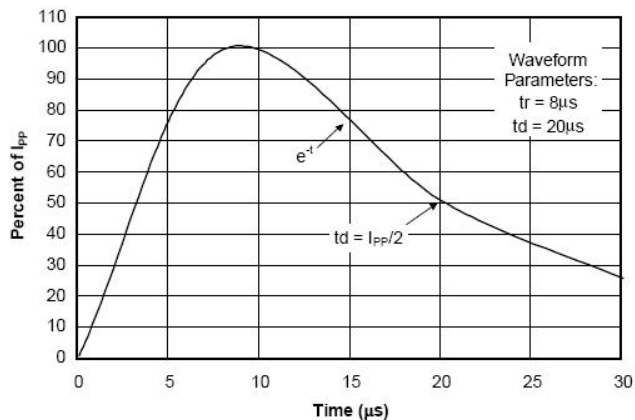


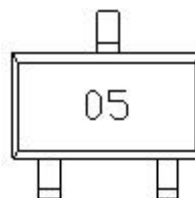
Figure 2. Pulse Wave Form

Ordering Information

Device	Package	Shipping
S23C03 THRU S23C36	SOT-23 (Pb-Free)	3000pcs / reel

For information on tape and reel specifications, including part orientation and tape sizes, please refer to our tape and reel packaging specification.

Marking Diagram

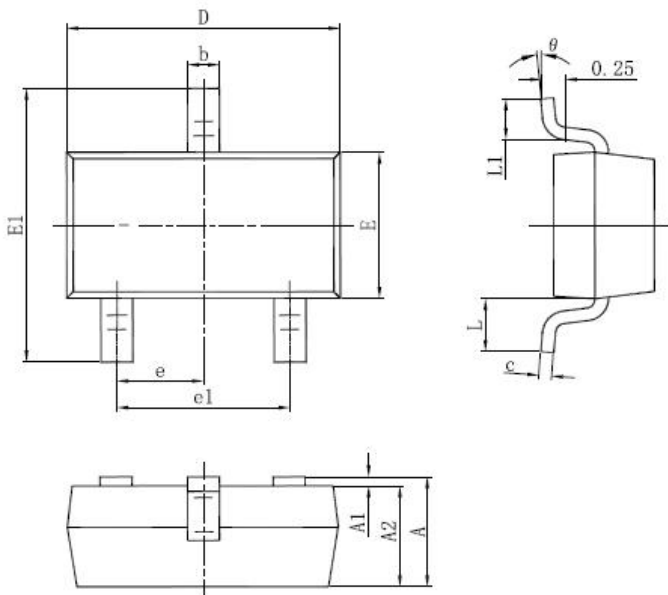


Where 05 is S23C05

05 = Part Number

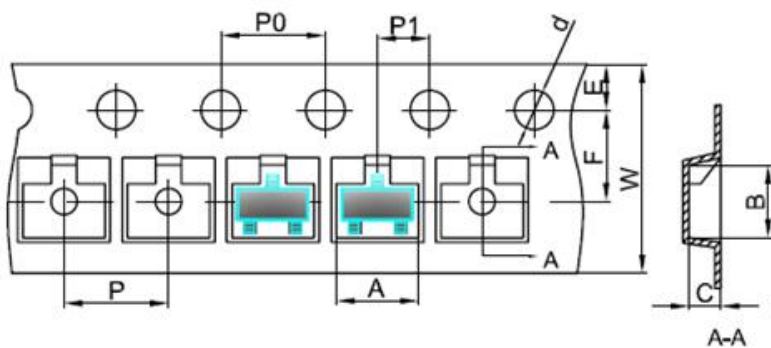
Cautions: Molding resin
Epoxy resin UL:94V-0

Mechanical Dimensions SOT-23



SYMBOL	Millimeters		Inches	
	MIN.	MAX.	MIN.	MAX.
A	0.900	1.150	0.035	0.045
A1	0.000	0.100	0.000	0.004
A2	0.900	1.050	0.035	0.041
b	0.300	0.500	0.012	0.020
c	0.080	0.150	0.003	0.006
D	2.800	3.000	0.110	0.118
E	1.200	1.400	0.047	0.055
E1	2.250	2.550	0.089	0.100
e	0.950 TYP.		0.037 TYP.	
e1	1.800	2.000	0.071	0.079
L	0.550 REF.		0.022 REF.	
L1	0.300	0.500	0.012	0.020
θ	0°	8°	0°	8°

Carrier Tape Specification SOT-23



SYMBOL	Millimeters	
	Min.	Max.
A	3.05	3.25
B	2.67	2.87
C	1.12	1.32
d	1.40	1.60
E	1.65	1.85
F	3.40	3.60
P	3.90	4.10
P0	3.90	4.10
P1	1.90	2.10
W	7.90	8.30

DISCLAIMER:

1- The information given herein, including the specifications and dimensions, is subject to change without prior notice to improve product characteristics. Before ordering, purchasers are advised to contact the SMC - Sangdest Microelectronics (Nanjing) Co., Ltd sales department for the latest version of the datasheet(s).

2- In cases where extremely high reliability is required (such as use in nuclear power control, aerospace and aviation, traffic equipment, medical equipment, and safety equipment), safety should be ensured by using semiconductor devices that feature assured safety or by means of users' fail-safe precautions or other arrangement.

3- In no event shall SMC - Sangdest Microelectronics (Nanjing) Co., Ltd be liable for any damages that may result from an accident or any other cause during operation of the user's units according to the datasheet(s). SMC - Sangdest Microelectronics (Nanjing) Co., Ltd assumes no responsibility for any intellectual property claims or any other problems that may result from applications of information, products or circuits described in the datasheets.

4- In no event shall SMC - Sangdest Microelectronics (Nanjing) Co., Ltd be liable for any failure in a semiconductor device or any secondary damage resulting from use at a value exceeding the absolute maximum rating.

5- No license is granted by the datasheet(s) under any patents or other rights of any third party or SMC - Sangdest Microelectronics (Nanjing) Co., Ltd.

6- The datasheet(s) may not be reproduced or duplicated, in any form, in whole or part, without the expressed written permission of SMC - Sangdest Microelectronics (Nanjing) Co., Ltd.

7- The products (technologies) described in the datasheet(s) are not to be provided to any party whose purpose in their application will hinder maintenance of international peace and safety nor are they to be applied to that purpose by their direct purchasers or any third party. When exporting these products (technologies), the necessary procedures are to be taken in accordance with related laws and regulations..