

1N4150 FAST SWITCHING DIODE



Features

- Fast Switching Speed
- Glass Package Version for High Reliability
- High Conductance
- Available in Both Through-Hole and Surface Mount Versions
- This is a Pb – Free Device
- All SMC parts are traceable to the wafer lot
- Additional testing can be offered upon request

Circuit Diagram



Mechanical Data

- Case: DO-35
- Terminals: Plated leads Solderable per MIL-STD-202, Method 208
- Polarity: Cathode band
- Weight: DO-35 0.13 grams
- Marking: Cathode band

Maximum Ratings@ $T_A=25^\circ\text{C}$ unless otherwise specified

Characteristic	Symbol	Value	Units
Peak Repetitive Reverse Voltage Working Peak Reverse Voltage DC Blocking Voltage	V_{RRM} V_{RWM} V_R	75	V
Forward Current(Note 1)	I_F	600	mA
Rectified Current(Average), Half Wave Rectification with Resistive Load and $f \geq 50\text{MHz}$ (Note 1)	I_O	200	mA
Power Dissipation(Note 1) Derate Above 25°C	P_D	500	mW
Typical Thermal Resistance, Junction to Ambient Air	$R_{\theta JA}$	300	$^\circ\text{C/W}$
Junction and Storage Temperature Range	T_J, T_{STG}	-65 to +200	$^\circ\text{C}$

Note: 1. Diode on Ceramic substrate 10×8×0.7mm

Electrical Characteristics @ $T_A=25^\circ\text{C}$ unless otherwise specified

Characteristic	Symbol	Min	Max	Units	Test Condition
Forward Voltage*	V_{FM}	-	1.0	V	@ $I_F=200\text{mA}$
Peak Reverse Current*	I_{RM}	-	0.1	μA	@ $V_R=50\text{V}$
Capacitance	C_T	-	4	pF	$V_R=0\text{V}$, $f=1.0\text{MHz}$
Reverse Recovery Time	t_{rr}	-	4	ns	$I_F=10\text{mA}$ to $I_R=1.0\text{mA}$, $V_R=6\text{V}$, $R_L=100\Omega$

* Pulse width < 300 μs , duty cycle < 2%

Ratings and Characteristics Curves

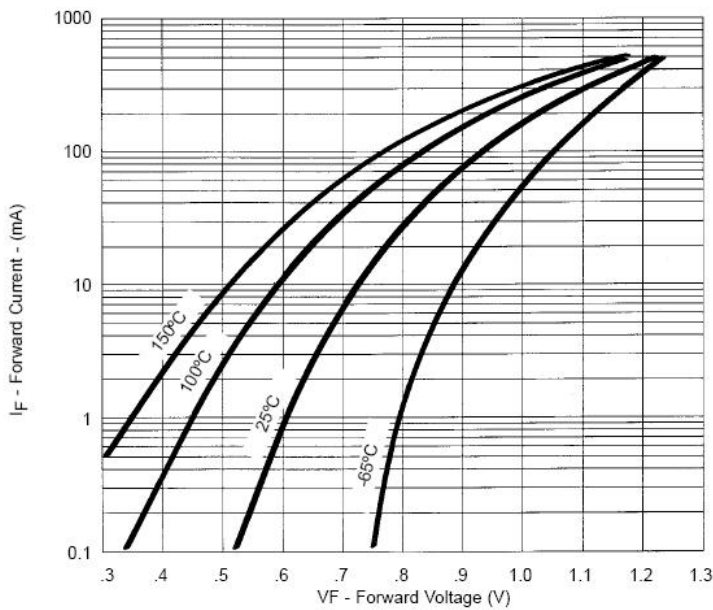


FIGURE 1
Typical Forward Current
vs Forward Voltage

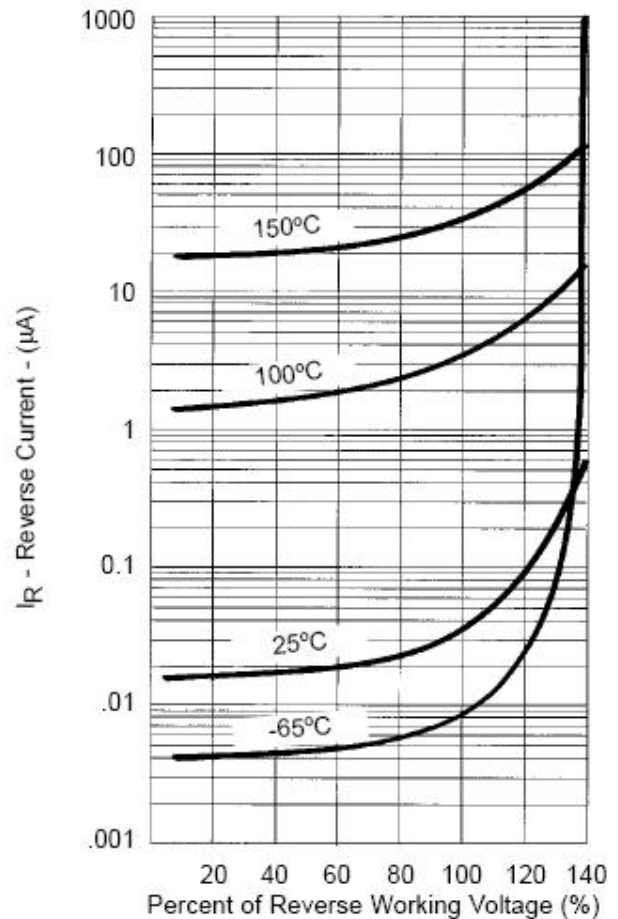
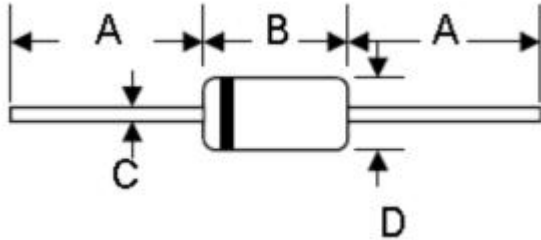


FIGURE 2
Typical Reverse Current
vs Reverse Voltage

Mechanical Dimensions DO-35



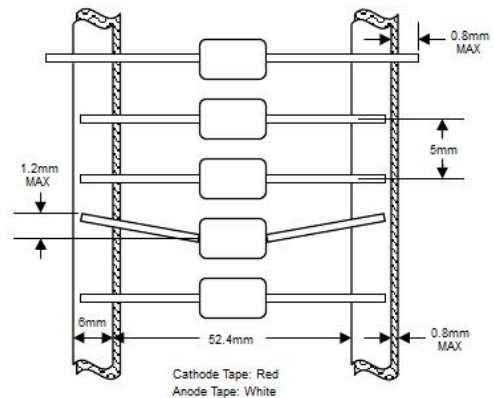
SYMBOL	Millimeters		Inches	
	Min.	Max.	Min.	Max.
A	25.40	-	1.000	-
B	-	4.00	-	0.157
C	-	0.60	-	0.024
D	-	2.00	-	0.079

Ordering Information

Device	Package	Shipping
1N4150	DO-35 (Pb-Free)	5000pcs /tape

For information on tape and reel specifications, including part orientation and tape sizes, please refer to our tape and reel packaging specification.

Carrier Tape Specification DO-35





DISCLAIMER:

- 1- The information given herein, including the specifications and dimensions, is subject to change without prior notice to improve product characteristics. Before ordering, purchasers are advised to contact the SMC - Sangdest Microelectronics (Nanjing) Co., Ltd sales department for the latest version of the datasheet(s).
- 2- In cases where extremely high reliability is required (such as use in nuclear power control, aerospace and aviation, traffic equipment, medical equipment, and safety equipment), safety should be ensured by using semiconductor devices that feature assured safety or by means of users' fail-safe precautions or other arrangement.
- 3- In no event shall SMC - Sangdest Microelectronics (Nanjing) Co., Ltd be liable for any damages that may result from an accident or any other cause during operation of the user's units according to the datasheet(s). SMC - Sangdest Microelectronics (Nanjing) Co., Ltd assumes no responsibility for any intellectual property claims or any other problems that may result from applications of information, products or circuits described in the datasheets.
- 4- In no event shall SMC - Sangdest Microelectronics (Nanjing) Co., Ltd be liable for any failure in a semiconductor device or any secondary damage resulting from use at a value exceeding the absolute maximum rating.
- 5- No license is granted by the datasheet(s) under any patents or other rights of any third party or SMC - Sangdest Microelectronics (Nanjing) Co., Ltd.
- 6- The datasheet(s) may not be reproduced or duplicated, in any form, in whole or part, without the expressed written permission of SMC - Sangdest Microelectronics (Nanjing) Co., Ltd.
- 7- The products (technologies) described in the datasheet(s) are not to be provided to any party whose purpose in their application will hinder maintenance of international peace and safety nor are they to be applied to that purpose by their direct purchasers or any third party. When exporting these products (technologies), the necessary procedures are to be taken in accordance with related laws and regulations..