

1N4148WS SURFACE MOUNT FAST SWITCHING DIODE



Features

- High Conductance
- Fast Switching Speed
- Surface Mount Package Ideally Suited for Automatic Insertion
- Small Package
- For General Purpose Switching Application
- This is a Pb – Free Device
- All SMC parts are traceable to the wafer lot
- Additional testing can be offered upon request

Schematic & Pin Configuration



Mechanical Characteristics

- Case: SOD-323, Molded plastic
- Terminals: Plated Leads Solderable per MIL-STD-202, Method 208
- Polarity: Cathode Band
- Weight: 0.04 grams(approx)

Maximum Ratings @T_A=25°C unless otherwise specified

Characteristic	Symbol	Limits	Unit
Non- Repetitive Peak Reverse Voltage	V_{RM}	100	V
Peak Repetitive Reverse Voltage Working Peak Reverse Voltage DC Blocking Voltage	V_{RRM} V_{RWM} V_R	75	V
RMS Reverse Voltage	$V_{R(RMS)}$	53	V
Forward Continuous Current(Note 1)	I_F	300	mA
Average Rectified Output Current(Note 1)	I_O	150	mA
Non-Repetitive Peak Forward Surge Current @t=1.0us @t=1.0s	I_{FSM}	2.0 1.0	A
Power Dissipation(Note 1)	P_D	200	mW
Typical Thermal Resistance, Junction to Ambient(Note 1)	$R_{\theta JA}$	625	°C/W
Junction and Storage Temperature Range	T_J, T_{STG}	-55 to +150	°C

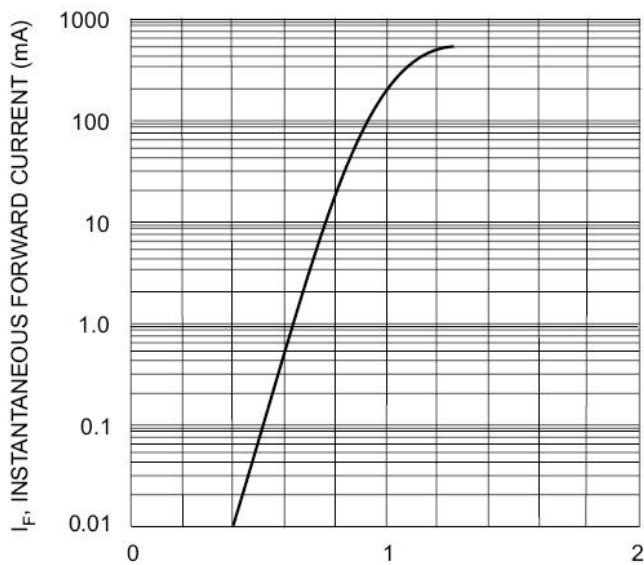
Note: 1. Valid provided that terminals are kept at ambient temperature.

Electrical Characteristics @T_A=25°C unless otherwise specified

Characteristic	Symbol	Min	Max	Units	Test Condition
Forward Voltage*	V _{FM}	-	0.715 0.855 1.0 1.25	V	@I _F =1.0mA @I _F =10mA @I _F =50mA @I _F =150mA
Reverse Leakage Current*	I _{RM}	-	2.5	uA	@V _R =75V
Capacitance	C _T	-	2	pF	V _R =0V, f=1.0MHz
Reverse Recovery Time	t _{rr}	-	4	ns	I _F =I _R =10mA I _{rr} =0.1XI _R , R _L =100Ω

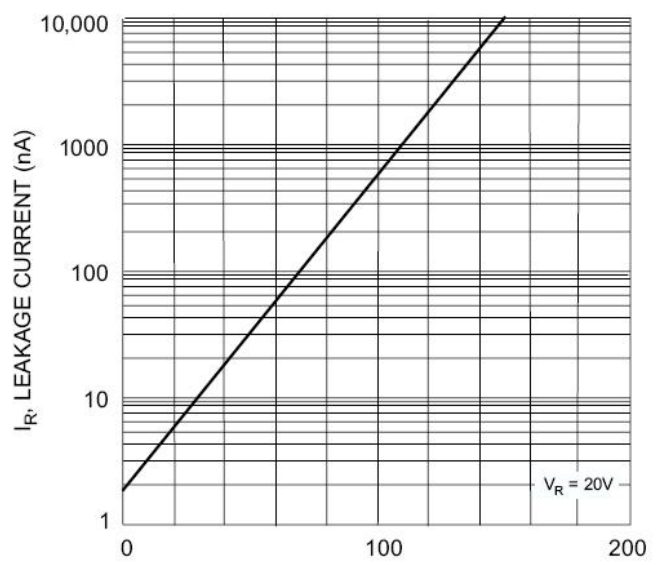
* Pulse width < 300 μs, duty cycle < 2%

Ratings and Characteristics Curves



V_F, INSTANTANEOUS FORWARD VOLTAGE (V)

Fig. 1 Forward Characteristics



T_j, JUNCTION TEMPERATURE (°C)

Fig. 2 Leakage Current vs Junction Temperature

Ordering Information **Marking Diagram**

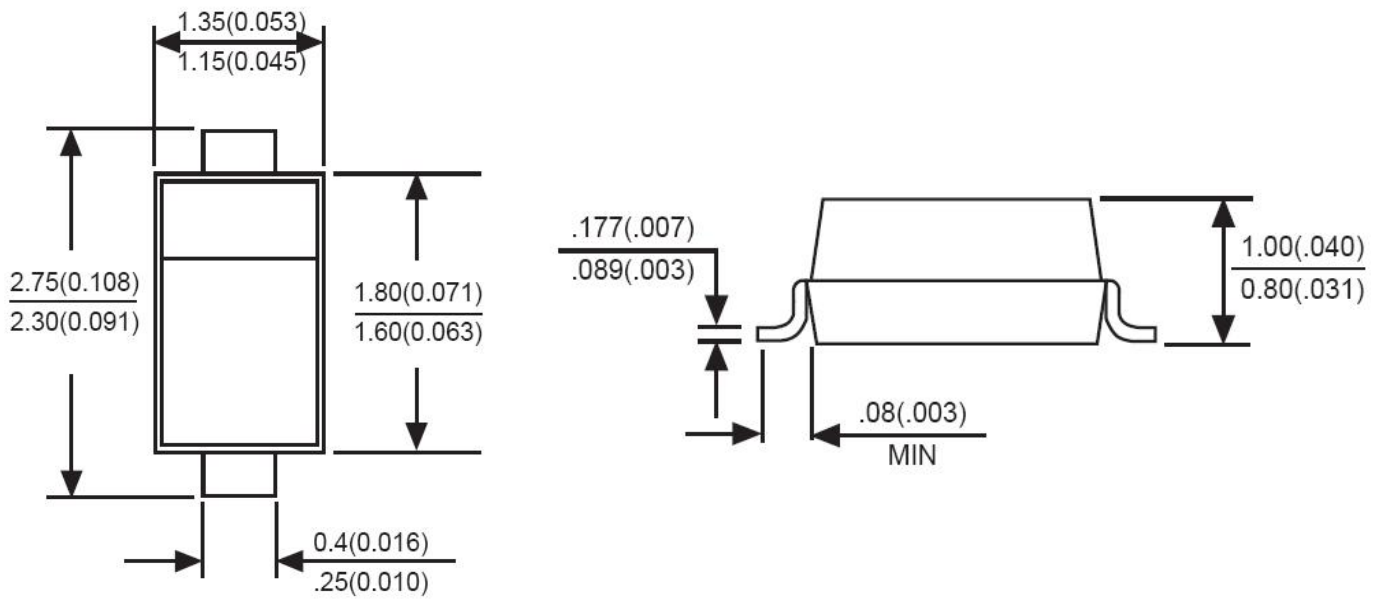
Device	Package	Shipping
1N4148WS	SOD-323 (Pb-Free)	3000pcs / reel



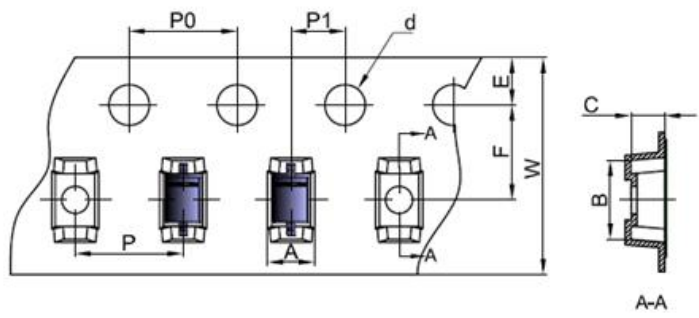
T4 = Marking Code

For information on tape and reel specifications, including part orientation and tape sizes, please refer to our tape and reel packaging specification.

Mechanical Dimensions SOD-323



Carrier Tape Specification SOD-323



SYMB OL	Millimeters	
	Min.	Max.
B	2.85	2.95
C	1.20	1.30
d	1.40	1.60
E	1.65	1.85
F	3.40	3.60
P	3.90	4.10
P0	3.90	4.10
P1	1.90	2.10
W	7.90	8.30

DISCLAIMER:

1- The information given herein, including the specifications and dimensions, is subject to change without prior notice to improve product characteristics. Before ordering, purchasers are advised to contact the SMC - Sangdest Microelectronics (Nanjing) Co., Ltd sales department for the latest version of the datasheet(s).

2- In cases where extremely high reliability is required (such as use in nuclear power control, aerospace and aviation, traffic equipment, medical equipment, and safety equipment), safety should be ensured by using semiconductor devices that feature assured safety or by means of users' fail-safe precautions or other arrangement.

3- In no event shall SMC - Sangdest Microelectronics (Nanjing) Co., Ltd be liable for any damages that may result from an accident or any other cause during operation of the user's units according to the datasheet(s). SMC - Sangdest Microelectronics (Nanjing) Co., Ltd assumes no responsibility for any intellectual property claims or any other problems that may result from applications of information, products or circuits described in the datasheets.

4- In no event shall SMC - Sangdest Microelectronics (Nanjing) Co., Ltd be liable for any failure in a semiconductor device or any secondary damage resulting from use at a value exceeding the absolute maximum rating.

5- No license is granted by the datasheet(s) under any patents or other rights of any third party or SMC - Sangdest Microelectronics (Nanjing) Co., Ltd.

6- The datasheet(s) may not be reproduced or duplicated, in any form, in whole or part, without the expressed written permission of SMC - Sangdest Microelectronics (Nanjing) Co., Ltd.

7- The products (technologies) described in the datasheet(s) are not to be provided to any party whose purpose in their application will hinder maintenance of international peace and safety nor are they to be applied to that purpose by their direct purchasers or any third party. When exporting these products (technologies), the necessary procedures are to be taken in accordance with related laws and regulations..